


Aurora Pump Product Line



MARKETING & SALES:
800 AIRPORT ROAD • NORTH AURORA, ILLINOIS U.S.A. • 60542
PHONE: (630) 859-7000 U.S.A./CANADA FAX: (630) 859-7060
WORLDWIDE FAX: (630) 859-1226
WEB: WWW.AURORAPUMP.COM
EMAIL: AURORA_INFO@PENTAIRPUMP.COM

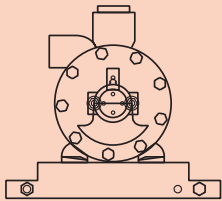
AURORA MFG. PLANT:
800 AIRPORT ROAD • NORTH AURORA, ILLINOIS U.S.A. • 60542

SALES OFFICES IN ALL MAJOR CITIES AND COUNTRIES
Refer to "Pumps" in yellow pages of your phone directory
for your local Distributor

ap AURORA®
Pentair Water

THE AURORA LINE...

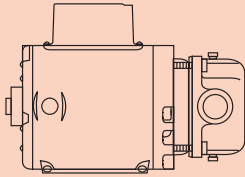
REGENERATIVE TURBINES



110A-120B SERIES
ONE AND TWO STAGE
REGENERATIVE TURBINE PUMPS

FLOW: UP TO 150 GPM/9.5 LPS
HEAD: UP TO 920 FEET/280 METERS
TEMPERATURE: UP TO 275°F/135°C

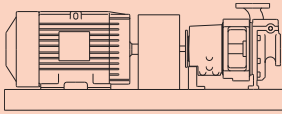
BOILER FEED SERVICE
CONDENSATE SERVICE
COOLING SYSTEM
BOOSTER SYSTEM
TRANSFER SERVICE



130 SERIES
CLOSE COUPLED SINGLE STAGE
REGENERATIVE TURBINE PUMPS

FLOW: UP TO 50 GPM/3.2 LPS
HEAD: UP TO 700 FEET/213 METERS
TEMPERATURE: UP TO 212°F/100°C

HOT WATER CIRCULATING PUMPS
COOLING TOWER MAKEUP
BOILER FEED SERVICE
TRANSFER SERVICE
TV & RADAR TUBE COOLING

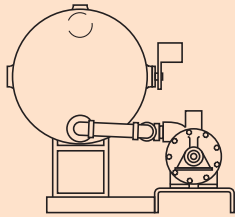


150 SERIES
REGENERATIVE TURBINE
PROCESS PUMP

FLOW: UP TO 130 GPM/8.2 LPS
HEAD: UP TO 1200 FEET/365.8 METERS
TEMPERATURE: UP TO 500°F/260°C

CHEMICAL PROCESS
REFINERIES
PULP & PAPER
TRANSFER SERVICE

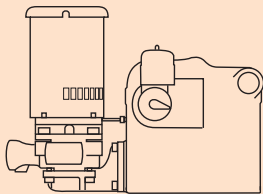
CONDENSATE PUMPS



210 SERIES
ONE AND TWO STAGE
CONDENSATE SYSTEMS

FLOW: UP TO 150 GPM/9.5 LPS
HEAD: UP TO 270 FEET/82 METERS
TEMPERATURE: UP TO 190°F/88°C

CONDENSATE SERVICE
BOILER FEED SERVICE
CIRCULATING SYSTEMS TO OVERHEAD
STORAGE RECEIVERS

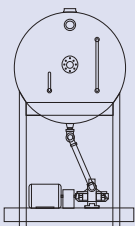


220 SERIES
SINGLE STAGE CONDENSATE AND
BOILER FEED SYSTEMS

FLOW: UP TO 180 GPM/11.4 LPS
HEAD: UP TO 170 FEET/52 METERS
TEMPERATURE: UP TO 200°F/93°C

BOILER FEED SERVICE
CONDENSATE SERVICE

BOILER FEED

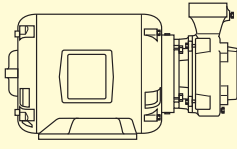
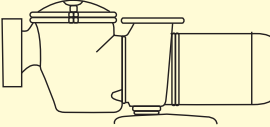
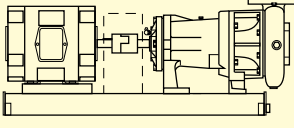
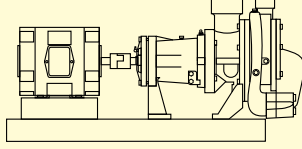
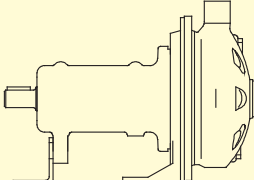


280 SERIES
ONE AND TWO STAGE
BOILER FEED SYSTEMS

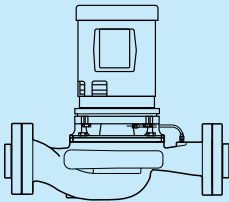
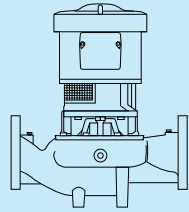
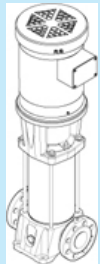
FLOW: UP TO 100 GPM/6.3 LPS
HEAD: UP TO 575 FEET/175.3 METERS
TEMPERATURE: UP TO 210°F/98.9°C

BOILER FEED SERVICE
CONDENSATE SERVICE
COOLING SYSTEM
BOOSTER SYSTEM
TRANSFER SERVICE

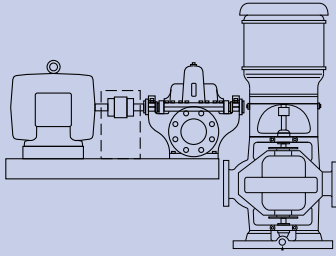
END SUCTION

	<p>320 SERIES CLOSE COUPLED SINGLE STAGE END SUCTION PUMPS</p>	<p>FLOW: UP TO 400 GPM/25.2 LPS HEAD: UP TO 210 FEET/64 METERS TEMPERATURE: UP TO 225°F/107°C</p>	<p>HOT WATER CIRCULATING PUMPS COOLING TOWER MAKEUP BOILER FEED SERVICE TRANSFER SERVICE TV & RADAR TUBE COOLING</p>
	<p>330 SERIES GOLD VANE HIGH FLOW PUMP</p>	<p>FLOW: UP TO 700 GPM/44.3 LPS HEAD: UP TO 140 FEET/43 METERS TEMPERATURE: UP TO 200°F/93°C</p>	<p>POOLS FOUNTAINS SPAS</p>
	<p>340-360 SERIES SINGLE STAGE END SUCTION PUMPS</p>	<p>FLOW: UP TO 4500 GPM/284 LPS HEAD: UP TO 360 FEET/110 METERS TEMPERATURE: UP TO 300°F/150°C</p>	<p>CHILLED WATER HEATING AND AIR CONDITIONING COOLING TOWER SERVICE WATER BOOSTER SYSTEM</p>
	<p>370 SERIES TWO STAGE END SUCTION PUMPS</p>	<p>FLOW: UP TO 310 GPM/19.5 LPS HEAD: UP TO 790 FEET/240 METERS TEMPERATURE: UP TO 300°F/150°C</p>	<p>BOILER FEED SERVICE CONDENSATE SERVICE LOW NPSHR</p>
	<p>3350 SERIES STAINLESS STEEL END SUCTION PUMPS</p>	<p>FLOW: UP TO 380 GPM/24 LPS HEAD: UP TO 285 FEET/86.9 METERS TEMPERATURE: UP TO 225°F/107°C</p>	<p>PLANT SERVICES COOLING WATER OEM EQUIPMENT LIQUID TRANSFER</p>

INLINE PUMPS

	<p>326 SERIES IN-LINE MOUNTED CENTRIFUGAL PUMP</p>	<p>FLOW: UP TO 140 GPM/8.8 LPS HEAD: UP TO 55 FEET/16.8 METERS TEMPERATURE: UP TO 225°F/107°C</p>	<p>HOT OR CHILLED WATER CIRCULATION PRESSURE BOOSTER SYSTEMS COOLING TOWERS</p>
	<p>380 SERIES SINGLE STAGE IN-LINE PUMPS</p>	<p>FLOW: UP TO 4500 GPM/284 LPS HEAD: UP TO 370 FEET/112.8 METERS TEMPERATURE: UP TO 250°F/121°C</p>	<p>IN-LINE SERVICE BOOSTER SERVICE</p>
	<p>PVM SERIES MULTI-STAGE VERTICAL IN-LINE CENTRIFUGAL PUMPS</p>	<p>FLOW: UP TO 215 GPM HEAD: UP TO 800 FEET/243.8 METERS TEMPERATURE: UP TO 250°F/121°C</p>	<p>BOILER FEED CONDENSATE RETURN JOCKEY PUMP IRRIGATION CHEMICAL FEED CARWASH</p>

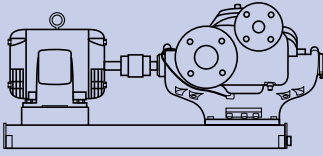
SPLIT CASE PUMPS



410-420 SERIES
SINGLE STAGE DOUBLE
SUCTION/TWO STAGE SINGLE
SUCTION SPLIT CASE PUMPS

FLOW: UP TO 15,000 GPM/950 LPS
HEAD: UP TO 600 FEET/183 METERS
TEMPERATURE: UP TO 275°F/135°C

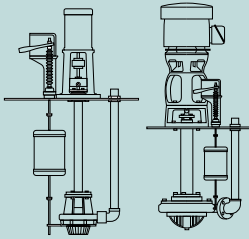
COOLING, HEATING AND AIR
CONDITIONING SERVICE
BOILER FEED SERVICE
CONDENSATE SERVICE
HIGH PRESSURE WATER



430 SERIES
TWO STAGE SINGLE SUCTION
DIAGONAL SPLIT CASE PUMPS

FLOW: UP TO 400 GPM/25.2 LPS
HEAD: UP TO 1,000 FEET/305 METERS
TEMPERATURE: UP TO 300°F/150°C

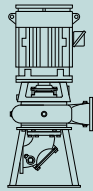
BOILER FEED SERVICE
HIGH PRESSURE TRANSFER
CONDENSATE TRANSFER



520-530 SERIES
SINGLE STAGE VERTICAL WET PIT
SUMP AND SEWAGE PUMPS

FLOW: UP TO 1200 GPM/75.7 LPS
HEAD: UP TO 180 FEET/54.9 METERS
TEMPERATURE: UP TO 180°F/82°C

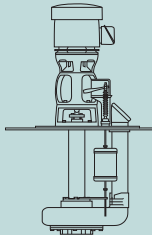
CONDENSATE SERVICE
LIGHT DUTY SUMP SERVICE
DIRTY LIQUID SERVICE



610 SERIES
SINGLE STAGE WET PIT, SUMP AND
SEWAGE PUMPS

FLOW: UP TO 20,000 GPM/1262 LPS
HEAD: UP TO 250 FEET/76.2 METERS
TEMPERATURE: UP TO 250°F/121°C

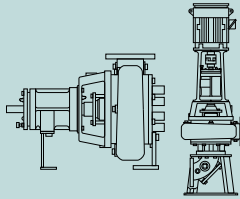
HORIZONTAL AND VERTICAL
NON-CLOG SEWAGE TREATMENT



630-640 SERIES
SINGLE STAGE VERTICAL WET PIT
SUMP AND SEWAGE PUMPS

FLOW: UP TO 1000 GPM/63.1 LPS
HEAD: UP TO 90 FEET/27.4 METERS
TEMPERATURE: UP TO 180°F/82°C

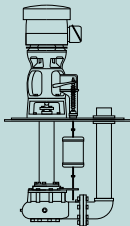
HEAVY DUTY VERTICAL WET PIT



650-660 SERIES
SINGLE STAGE WET PIT, SUMP AND
SEWAGE PUMPS

FLOW: UP TO 2600 GPM/164.1 LPS
HEAD: UP TO 240 FEET/73.2 METERS
TEMPERATURE: UP TO 250°F/121°C

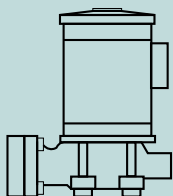
MEDIUM DUTY
HORIZONTAL AND VERTICAL
SLUDGE AND SLURRY PUMPING



670 SERIES
SINGLE STAGE VERTICAL WET PIT
SUMP AND SEWAGE PUMPS

FLOW: UP TO 1025 GPM/64.7 LPS
HEAD: UP TO 160 FEET/48.8 METERS
TEMPERATURE: UP TO 180°F/82°C

SLUDGE AND SLURRY PUMPING
FOOD PROCESSING
ABRASIVE MIXTURES



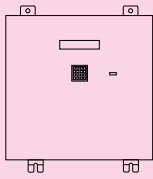
680 SERIES
SINGLE STAGE VERTICAL WET PIT
SUMP AND SEWAGE PUMPS

FLOW: UP TO 25 GPM/1.6 LPS
HEAD: UP TO 180 FEET/54.9 METERS
TEMPERATURE: UP TO 190°F/88°C

LUBRICATION AND FLUSHING OF
CLEAN WATER FOR SEALS AND
PACKING BOXES

SUMP AND SEWAGE PUMPS

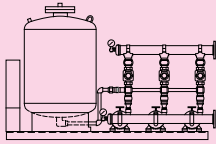
SYSTEMS



700 SERIES
VARIABLE SPEED
PUMPING SYSTEMS

APCO-MATIC DDC
APCO-MATIC G6

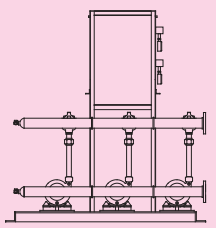
CHILLED WATER SYSTEMS
HOT WATER SYSTEMS
BOOSTER SERVICE



750-760 SERIES
CONSTANT PRESSURE
BOOSTER SYSTEMS

APCO-PM
APCO-PC

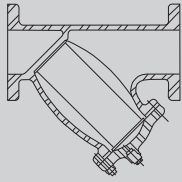
CONSTANT PRESSURE
BOOSTER SYSTEM



770 SERIES
CP BOSS
BOOSTER SYSTEMS

CP-BOSS
DUPLEX AND TRIPLEX

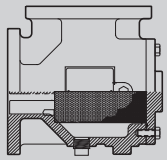
CONSTANT PRESSURE
BOOSTER SYSTEM
HIGH RISE BUILDING



1020 SERIES
Y-STRAINERS

1/2" NPT - 16" FLANGED

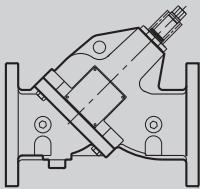
304 STAINLESS STEEL SCREEN
THREADED OR FLANGED



1030 SERIES
SUCTION DIFFUSERS

21 SIZES UP TO 12" X 12"

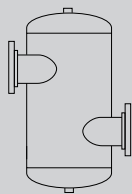
304 STAINLESS STEEL SCREEN
125# ANSI FLANGES



1040 SERIES
3DV COMBINATION VALVES

1 1/4" NPT TO 12" FLANGED


NON-SLAM CHECK VALVE
SHUTOFF VALVE
THROTTLING VALVE



1050 SERIES
AIR SEPARATORS

1" TO 24" PIPE INLET

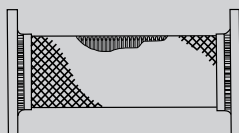
STEEL CONSTRUCTION
WITH OR WITHOUT STRAINERS



1060 SERIES
EXPANSION TANKS

7 GALLONS TO 211 GALLONS

HORIZONTAL OR VERTICAL
STEEL OR FIBERGLASS
ASME OR NON-ASME MODELS



1090 SERIES
FLEXIBLE CONNECTORS

1/2" TO 14"

FLANGED CONNECTORS
THREADED CONNECTORS
MULTI-PLY CONNECTORS

ACCESSORIES